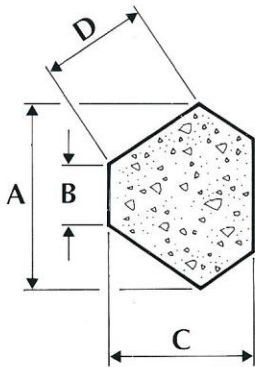
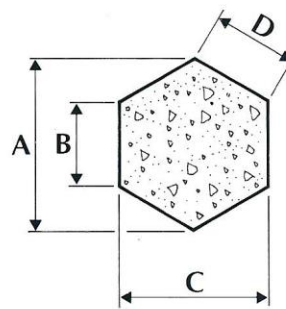


# Column Conversion Sleeves

Column Make	<input type="text"/>		
Column Type	<input type="text"/>		
Height to Top of Column Excluding Bracket	<input type="text"/>	Spigot Diameter	<input type="text"/>
New Mounting Height	<input type="text"/>	Spigot Length	<input type="text"/>
Projection to End of Bracket	<input type="text"/>	Arm Angle	<input type="text"/>
No of Arms	<input type="text"/>	Type of Bracket	<input type="text"/>

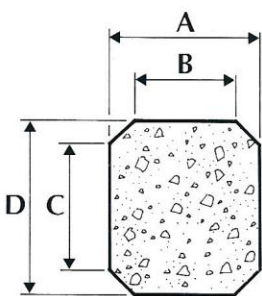


	Top	600 Down
A		
B		
C		
D		

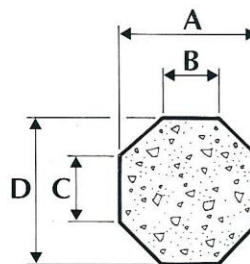


	Top	600 Down
A		
B		
C		
D		

Please indicate with arrow direction of bracket arms



	Top	600 Down
A		
B		
C		
D		



	Top	600 Down
A		
B		
C		
D		

Any special features